

Human Her3/ErbB3 Protein

Cat. No. HER-HM203

Description

Source	Recombinant Human Her3/ErbB3 Protein is expressed from HEK293 with hFc tag at the C-Terminus. It contains Ser20-Thr643.
Accession	P21860
Molecular Weight	The protein has a predicted MW of 95.4 kDa. Due to glycosylation, the protein migrates to 110-120 kDa based on Bis-Tris PAGE result.
Endotoxin	Less than 1EU per μg by the LAL method.
Purity	> 95% as determined by Bis-Tris PAGE > 95% as determined by HPLC

Formulation and Storage

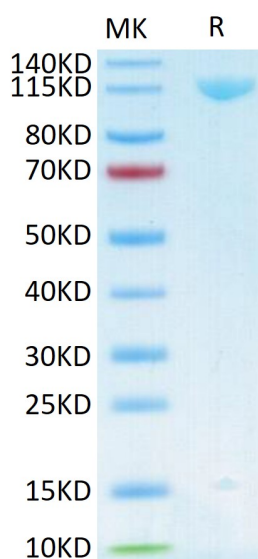
Formulation	Lyophilized from 0.22 μm filtered solution in PBS (pH 7.4). Normally 8% trehalose is added as protectant before lyophilization.
Reconstitution	Centrifuge the tube before opening. Reconstituting to a concentration more than 100 $\mu\text{g}/\text{ml}$ is recommended. Dissolve the lyophilized protein in distilled water.
Storage	-20 to -80°C for 12 months as supplied from date of receipt. -80°C for 3 months after reconstitution. Recommend to aliquot the protein into smaller quantities for optimal storage. Please minimize freeze-thaw cycles.

Background

Her3, also called ErbB3, is a type I membrane glycoprotein that is a member of the ErbB family of tyrosine kinase receptors. Her3 is expressed in keratinocytes, melanocytes, skeletal muscle cells, embryonic myoblasts and Schwann cells. Monomeric Her3 serves as a low affinity receptor for the heregulins (HRG).

Assay Data

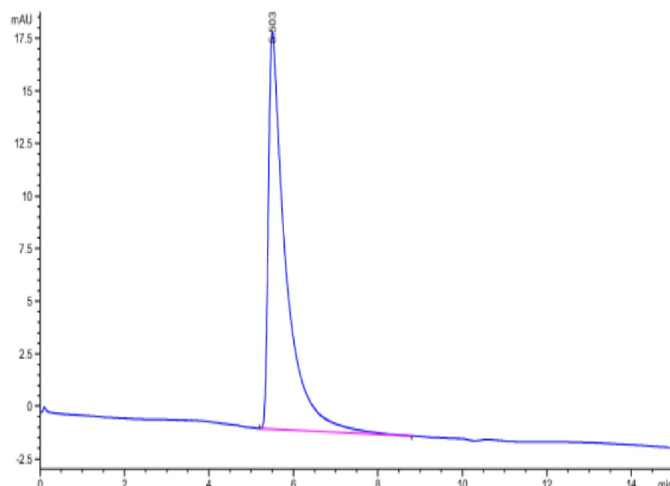
Bis-Tris PAGE



Human Her3 on Bis-Tris PAGE under reduced conditions. The purity is greater than 95%.

SEC-HPLC

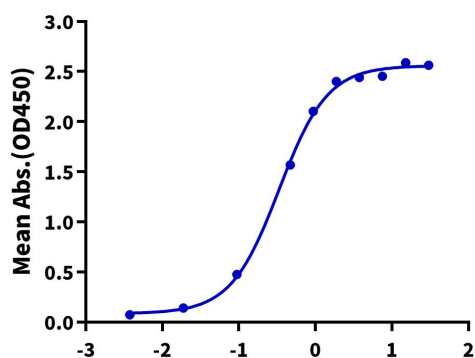
Assay Data



The purity of Human Her3 is greater than 95% as determined by SEC-HPLC.

ELISA Data

Human Her3, hFc Tag ELISA
0.5µg Human Her3, hFc Tag Per Well

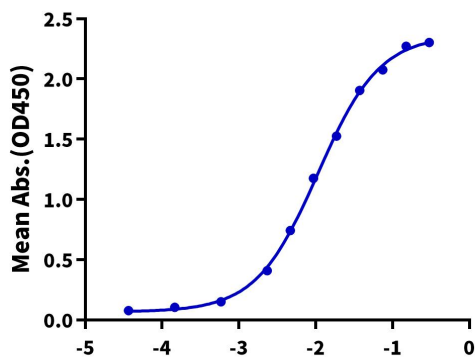


Immobilized Human Her3, hFc Tag at 5µg/ml (100µl/well) on the plate. Dose response curve for Biotinylated Human NRG1 Beta 1, hFc Tag with the EC50 of 0.33µg/ml determined by ELISA (QC Test).

Log Biotinylated Human NRG1 Beta 1, hFc Tag Conc.(µg/ml)

ELISA Data

Human Her3, hFc Tag ELISA
0.1µg Human Her3, hFc Tag Per Well



Immobilized Human Her3, hFc Tag at 1µg/ml (100µl/well) on the plate. Dose response curve for Biotinylated Anti-Her3 Antibody, hFc Tag with the EC50 of 10.7ng/ml determined by ELISA.

Log Biotinylated Anti-HER3 Antibody, hFc Tag Conc.(µg/ml)